



Registered Office: 29F, Ansari Market,
Daryaganj, New Delhi.
Branch Office: Room 405, C- Wing The Janpath,
New Delhi
Phone No. 9911936766, 0124-2278183,84,85

Ref. No. I/SNA/NPK/21

Date: 27/10/2021

Dr. Nimarpreet Kaur
Faculty of Medicine & Health Science
Shree Guru Gobind Singh Tricentenary University,
Badli-Gurugram Road, Budhera,
Haryana - 122505

Subject: Approval of Research Project Titled "Evaluation of pulmonary functions, Neutrophil/Lymphocyte ratio, lymphopenia and radiological parameters in COVID 19 recovered patients of the rural population of Haryana"

Dear Dr. Nimarpreet Kaur,

We are happy to inform you that your request for extramural research funding of Rs. 84,000/- for the project "*Evaluation of pulmonary functions, Neutrophil/Lymphocyte ratio, lymphopenia and radiological parameters in COVID 19 recovered patients of the rural population of Haryana*" has been approved by Sh. Amogh Rai, Executive Director of Sanrachana. The duration of this sanction is 1 Year from the date of approval.

Please mention the Grant Code (I/SNA/NPK/21) in all communications and transactions related to this allocation. The Sanrachana budget can be charged up to Rs. 84,000/- under this sanction. We also request you to share the financial utilization details, and the progress reports every month. The information can be updated in the attached format.

With Best Regard

Authorized Signatory

Sanrachna Foundation

Enclosures: As above


Registrar
SGT University
Budhera, Gurugram



Registered Office: 29F, Ansari Market,
Daryaganj, New Delhi.
Branch Office: Room 405, C- Wing The Janpath,
New Delhi
Phone No. 9911936766, 0124-2278183,84,85

Ref. No. I/SNA/SDK/21

Date: 27/10/2021

Dr. Sandhya Khunger
Faculty of Medicine & Health Science,
Shree Guru Gobind Singh Tricentenary University,
Badli-Gurugram Road, Budhera,
Haryana - 122505

Subject: Approval of Research Project Titled "To Study the prevalence of MRSA in nasal microbiota after pandemic in healthcare workers of SGT medical college and research University Budhera, Gurugram".

Dear Dr. Sandhya Khunger,

We are happy to inform you that your request for extramural research funding of Rs. 85,000/- for the project **"To Study the prevalence of MRSA in nasal microbiota after pandemic in healthcare workers of SGT medical college and research University Budhera, Gurugram"** has been approved by Sh. Amogh Rai, Executive Director of Sanrachana. The duration of this sanction is **1 Year** from the date of approval.

Please mention the **Grant Code (I/SNA/SDK/21)** in all communications and transactions related to this allocation. The Sanrachana budget can be charged up to Rs. 85,000/- under this sanction. We also request you to share the financial utilization details, and the progress reports every month. The information can be updated in the attached format.

With Best Regard

Authorized Signatory

Sanrachna Foundation

Registrar
SGT University
Budhera, Gurugram

Enclosures: As above

This website uses cookies to deliver some of our products and services as well as for analytics and to provide you a more personalized experience. [Visit our Cookie Notice](#) to learn more.

By continuing to use this site, you agree to our use of cookies. We've also updated our [Privacy Notice](#). [Visit our Privacy Policy](#) to see what's new.

[Allow all cookies](#)

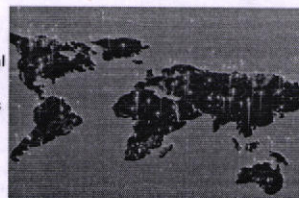
[Home](#) / [Get Involved](#) / [Local Sections](#)

MENU

Section Locations

Optica Local Sections promote optics through a variety of activities, including hosting local meetings focused on technical topics, business networking and teaching young students about science and the world of optics. Optica's global organization supports Local Sections through activity grants, awards, publications, guest lecturer programs, networking opportunities and more. A full listing of [section benefits](#) is available online.

If there is an Optica Local Section in your area, we encourage you to become an active member. If you do not yet have a nearby Local Section, we invite you to [contact us](#) about establishing one.



Optica Local Sections:

Click on a state or country name for a listing of local sections.

US Sections

[ALABAMA](#)
[CALIFORNIA](#)
[DISTRICT OF COLUMBIA](#)
[ILLINOIS](#)
[MASSACHUSETTS](#)
[MICHIGAN](#)
[MINNESOTA](#)
[NEW YORK](#)
[OREGON](#)
[TEXAS](#)

International Sections

[AUSTRALIA](#)
[BANGLADESH](#)
[CANADA](#)
[CHINA](#)
[EGYPT](#)
[INDONESIA](#)
[INDIA](#)
[NEPAL](#)
[SAUDI ARABIA](#)
[SINGAPORE](#)
[TAIWAN](#)
[THAILAND](#)
[UKRAINE](#)
[UNITED KINGDOM](#)

Alabama

Huntsville Electro-Optical Society (HEOS)

California

Conejo Ventura Section
15113 Malibu Road
Malibu, CA 90265

Northern California Local Section
1210 E. Arques Ave, Suite 207
Sunnyvale, CA 94085

Optical Society of Southern California

President: Martin Seilonen

Email: seilonen@cox.net

Website: https://ossc.org/content.aspx?page_id=22&club_id=239344&module_id=60322

14271 Jeffery Road, Suite #136
Irvine CA, 92620

District of Columbia

National Capital Section

President: Jim Heaney

Email: james.b.heaney@nasa.gov

Website: ncs-osa.org/

National Capital Section c/o Dr. Joseph M. Howard
Code 551NASA Goddard Space Flight Center
Greenbelt, MD 20771

Illinois

Optical Society of Chicago

President: Tara Maggiano

Email: opticalsocietychicago@gmail.com

Website: sites.google.com/site/opticalsocietyofchicago/

825 Pearson - 6E
Des Plaines, IL 60016

Massachusetts

New England Section

President: Hillary Balonek

Email: hillary.maben@gmail.com, nesosa@nesosa.org

Registrar
SGT University
Budhera, Gurugram

India

SGT University OPTICA Local Section

President: Dr. Mukesh Kumar

Email: mukesh.kumar@sgtuniversity.org

Department of Physics, A Block, 3rd Floor

Guru Gobind Singh Tricentenary University, Gurugram

India

Nepal

Nepal OPTICA Local Section

President: Dr. Ashim Dhakal

Email: ad@pinstute.org

Phutung Tarakeshwor 7

Kathmandu, 44611

Nepal

Saudi Arabia

Saudi Arabia Section

Singapore

Singapore Local Section

Chairman: Wei Lei

Email: wei.lei@ntu.edu.sg

50 Nanyang Avenue

639798

SINGAPORE

Taiwan

Taiwan Local Section

President: Yi-Hsin Lin

Email: yilin@mail.nctu.edu.tw

Graduate Institute of Electro-Optic

No. 43rd Section 4, Keelung Rd, Da'an District

Taipei City, Taiwan 106

300 Chung-Da Rd., Chung-li 320001

Taiwan

Thailand

Thailand Local Section

President: Sarun Sumriddetchkajorn

Email: sarun.sumriddetchkajorn@nectec.or.th

National Electronics and Computer Technology Center

112 Thailand Science Park, Phahonyothin Rd

Khlong Nueng, Khlong Luang, Pathumthani 12120

Ratchathewi, Bangkok

Thailand 12120

Ukraine

Kharkiv Local Section

United Kingdom

London Local Section

City University London

Northampton Square

London EC1V 0HB

UNITED KINGDOM

OPTICA.ORG

Publications

Events

Membership

Industry

INFORMATION

Help

Contact Us

Policies & Legal

HELPFUL LINKS

Join Optica or Renew

Store

Find an Event

ABOUT US

Registrar
SGT University
Budhera, Gurugram

This website uses cookies to deliver some of our products and services as well as for analytics and to provide you a more personalized experience. [Visit our Cookie Notice](#) to learn more.

By continuing to use this site, you agree to our use of cookies. We've also updated our [Privacy Notice](#). [Visit our Privacy Policy](#) to see what's new.

[Allow all cookies](#)

[Home](#) / [Get Involved](#) / [Local Sections](#)

MENU

Optica Local Section Benefits

[Download the Optica Local Sections Handbook](#)

Funding, Programs & Materials

Activity Grants - Support professional development, youth education outreach and various Local Section events. Grants are awarded up to 1,000 USD per year to further efforts for community engagement, funding for guest speakers, operational costs of Local Section and professional development efforts for section members.

Excellence Award - Recognizing outstanding sections in the areas of advocacy, youth education and professional development programming. Winners received Excellence Award certificates and 1,000 USD.

Traveling Lecturer Program - Sections receive funding for a guest speaker of their choice annually. Program information and a directory of available speakers are available online (login required).

Youth Education Resources - Educational outreach is one of the most important and significant ways Optica supports local communities and inspires tomorrow's young scientists. Optica offers online resources, a variety of classroom materials, which are primarily free of charge and events for educators that address the needs of students from elementary school through university studies. We encourage you to contact opticseducation@optica.org to learn more about Optica's education outreach program.

Optica Foundation Diversity and Inclusion Grant - Limit to one per year, sections may apply for this highly competitive grant intended to support initiatives that align harmoniously with Optica Global Headquarters mission and vision. Grant is meant to support events that promote inclusivity including gender equity, LGBTQ awareness (specifically highlighting International Women and Girls Day in Science February 11th and LGBTQ Stem Day July 5th). Local Sections can receive up to 2,000 USD for their event.

Optica Zoom Account - Intended to support our Local Sections to address inabilities for sections to have in person meetings and to promote networking with hopes of also reducing meeting/operational costs. Zoom accounts are also helpful to connect to students, local universities and other professionals in the specific geographic regions.

Exclusive Local Section Discounts - Members of Optica Local Sections are granted exclusive discounts to join Optica Membership and discount rate to selective Optica Career Lab programming. [Ask us](#) about group membership rates.

OPTICA.ORG

[Publications](#)

[Events](#)

[Membership](#)

[Industry](#)

INFORMATION

[Help](#)

[Contact Us](#)

[Policies & Legal](#)

HELPFUL LINKS


[Join Optica or Renew](#)

[Store](#)

[Find an Event](#)

ABOUT US

Optica, advancing optics and photonics worldwide.



Registrar
SGT University
Budhera, Gurugram



tmc

X

O

?

99+

Compose

Mail

Inbox

2,293

Chat

Starred

Snoozed

Spaces

Sent

Drafts

164

Meet

More

Labels

[imap]/Drafts

Accounts

Association

Chief Executive Officer

COE

Community Services

CV

Director-Academic

----- Forwarded message -----

From: **S A Katre** <sakatre@gmail.com>

Date: Tue, Oct 4, 2022 at 3:37 PM

Subject: Re: TMC Membership form 2022

To: <pradeepmaths@gmail.com>

Cc: The Math Consortium <tmathconsort@gmail.com>, <hod.maths.fosc@sgtuniversity.org>

Dear Dr Pradip Malik

Thanks for the information. The Mathematics Consortium is pleased to support the activity at SGT University on 20th October 2

Statistics in Data Science' under TMC Regional Programmes and you will get the support of Rs 1500*2 lectures=Rs 3000.

Pl. send the bank account details so that the support amount can be transferred to the account.

You will be required to send the report of the workshop including the list of participants.

Regards

S. A. Katre

Treasurer

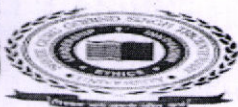
The Mathematics Consortium

On Tue, 4 Oct 2022, 13:42 Dr. Pradeep Malik, <pradeepmaths@gmail.com> wrote:

Respected Sir/Ma'am,

Greetings of the day!!!


Registrar
SGT University
Budhera, Gurugram



Head. chemistry <hod.chemistry.fosc@sgtuniversity.org>

ACS Student Chapter Starter Grant - SGT University

ACS International Student Chapters <isc@acs.org>

Tue, Feb 8, 2022 at 9:17 PM

To: "Head. chemistry" <hod.chemistry.fosc@sgtuniversity.org>, Dean FOSC <dean.fosc@sgtuniversity.org>
Cc: ACS International Student Chapters <isc@acs.org>

We are thrilled to support you, Dr. Anjaneyulu Bendi.

In order to deposit the starter grant funds, we need you to please fill out the forms from the original notification email and follow the instructions to submit them to ACS. Once we receive the funds, we will be delighted to support you in the creation of your chapter.

The funds will be deposited in Indian currency via wire transfer. Please fill out the wire transfer form, award agreement and relevant tax forms so we can distribute the funds.

Once we establish your student chapter I would be happy to connect you with the other student chapters in India, which are very active and eager to connect!

Please let me know how I can support you in finalizing your starter grant payment. I have attached the original email here, which also includes the instructions and all required forms.

Best,

[Quoted text hidden]

----- Forwarded message -----

From: ACS International Student Chapters <isc@acs.org>

To: "Head. chemistry" <hod.chemistry.fosc@sgtuniversity.org>

Cc: ACS International Student Chapters <isc@acs.org>, "Flinn, Susan (Contractor)" <S_Flinn@acs.org>

Bcc:

Date: Thu, 30 Dec 2021 21:03:37 +0000

Subject: ACS Student Chapter Starter Grant - SGT University

Dear Anjaneyulu,

Registrar
SGT University
Budhera, Gurugram

Thank you for submitting an ACS Student Chapter Starter grant application. Congratulations! The proposed ACS International Student Chapter at Shree Guru Gobind Singh Tricentenary University has been selected to receive \$300 USD in grant funding to support the formation of your International Student Chapter.

In order for you to receive the funds, as faculty advisor we ask you to complete the following forms. Once completed, you must upload the tax and banking forms to ACS's Secure Portal. Please send the completed award agreement to my colleague, Susan Flinn (cc'd), and me. In that same email, confirm that your tax/banking forms have been uploaded to the secure portal (this is essential & without confirmation we will not be able to process your grant).

Award agreement information:

1. US tax form:
 - a. Complete either a "W8 BEN," "W8 BEN-E," or "Substitute Form W9" according to your US tax status. Your bank or university finance office should be able to determine which form you will need.
2. Bank account information:
 - a. If your chapter's bank account is outside the US, complete "Wire Transfer Authorization" form; or
 - b. If your chapter's bank account is in the US, complete "Direct Deposit Authorization for ACH" form

You must complete all steps prior to receiving an electronic transfer of money from ACS.

As a condition of this grant, your student chapter must submit a final report to ACS within 30 days of your last related event. You can access the final report form here at any time <https://surveys.az1.qualtrics.com/jfe/form/SV_agd3aNbSAXMVhVb>.

Furthermore, now that you have received your starter grant you can officially charter your chapter with ACS: <https://www.acs.org/content/acs/en/education/students/college/studentaffiliates/start.html> This must be done within 60 days.

Congratulations! We look forward to hearing about your successes!

Sincerely,

Christina

To protect your sensitive information, please upload a copy of forms needed using the American Chemical Society Secure Portal link below. After clicking the link, you will browse to locate the files to be uploaded from your device or drag the files as indicated and then **CLICK UPLOAD** to securely upload them to us. Please complete this process within 3 business days. You will see **UPLOADED** in green at the top of the box when successful. Note: this site will require you provide your name and email for tracking. This file sharing process is secured with TLS encryption protocols and your file is protected while stored with AES 256 -bit encryption. <https://americanchemicalsociety.sharefile.com/r-r1c0ac3e314d34c979fc8a018f0cc4bf7>

Christina I. McCoy, PhD
Program Manager, Global Student Engagement
1155 16th St., NW | Washington | DC 20036
www.acs.org

ACS Chemistry for Life
American Chemical Society


Registrar
SGT University
Budhera, Gurugram

From: Head. chemistry <hod.chemistry.fosc@sgtuniversity.org>
Sent: Monday, December 13, 2021 11:46 PM
To: ACS International Student Chapters <isc@acs.org>
Subject: Fwd: [EXT] Re: new ISC Starter Grant App

[Actual Sender is hod.chemistry.fosc@sgtuniversity.org]

Dear Sir/Madam,

Kindly download the attachment from this mail.

----- Forwarded message -----

From: **Head. chemistry** <hod.chemistry.fosc@sgtuniversity.org>

Date: Tue, Dec 14, 2021 at 11:13 AM

Subject: Re: [EXT] Re: new ISC Starter Grant App

To: ACS International Student Chapters <isc@acs.org>

Dear Sir/Madam,

Please find attached the list of activities will be organized under the ACS Student Chapter for your kind consideration. We are hoping that you will give a positive response from your end.

With Regards

Anjaneyulu Bendi

HoD

Department of Chemistry

Faculty of Science

SGT University.

Email: hod.chemistry.fosc@sgtuniversity.org

Contact No. 9034857684

ACS Community Member ID: 32785266


Registrar
SGT University
Budhera, Gurugram

On Mon, Nov 22, 2021 at 9:49 PM ACS International Student Chapters <isc@acs.org> wrote:

Hello,

Take your time! We are here to help if need be.

संरचना

Registered Office: 29F, Ansari Market,
Daryaganj, New Delhi.
Branch Office: Room 405, C- Wing The Janpath,
New Delhi
Phone No. 9911936766, 0124-2278183,84,85

Ref. No. I/SNA/RS/21

Date: 15/06/2021

Dr. Reshu Sanan

SGT Dental College, Hospital & Research Institute
Shree Guru Gobind Singh Tricentenary University,
Badli-Gurugram Road, Budhera,
Haryana - 122505

Subject: Approval of Research Project Titled "A three dimensional finite element analysis to study the effect of reverse crown to implant ratio on implants placed in posterior maxilla".

Dear Dr. Reshu Sanan,

We are happy to inform you that your request for extramural research funding of Rs. 32,200/- for the project "A three dimensional finite element analysis to study the effect of reverse crown to implant ratio on implants placed in posterior maxilla" has been approved by Sh. Amogh Rai, Executive Director of Sanrachana. The duration of this sanction is **2 Months** from the date of approval.

Please mention the **Grant Code (I/SNA/RS/21)** in all communications and transactions related to this allocation. The Sanrachana budget can be charged up to Rs. 32,200/- under this sanction. We also request you to share the financial utilization details, and the progress reports every month. The information can be updated in the attached format.

With Best Regard

Authorized Signatory



Sanrachna Foundation

Enclosures: As above

Registrar
SGT University
Budhera, Gurugram

Details of the Project

Name of the Project	A three dimensional finite element analysis to study the effect of reverse crown to implant ratio on implants placed in posterior maxilla.
Funding Agency	Sanracha
Project Code (External)	NA
Project Code (Internal)	I/SNA/RS/21
PI	Dr. Reshu Sanan
Collaborator/s	Dr. Pankaj (University of Edinburgh), Dr. Shefali Phogat, Dr.
Commencement Date	15th june 2021
Duration of the Project	2 months

Financial Status		Remarks
Net Amount Sanctioned (INR)	32,200	
Amount Disbursed (INR)	32,200	
Remaining Amount (INR)	32,000	



Registrar
SGT University
Budhera, Gurugram



Registered Office: 29F, Ansari Market,
Daryaganj, New Delhi.

Branch Office: Room 405, C- Wing The Janpath,
New Delhi

Phone No. 9911936766, 0124-2278183, 84, 85

Ref. No. I/SNA/MS/21

Date: 24/03/2021

Dr. Mukesh Sharma

Faculty of Medicine & Health Science,

Shree Guru Gobind Singh Tricentenary University,

Badli-Gurugram Road, Budhera,

Haryana - 122505

Subject: Approval of Research Project Titled "Study of vaccine-induced COVID-19 IgG antibody response in health care workers: impact of vaccination".

Dear Dr. Mukesh Sharma,

We are happy to inform you that your request for extramural research funding of Rs. 1,00,000/- for the project "Study of vaccine-induced COVID-19 IgG antibody response in health care workers: impact of vaccination" has been approved by Sh. Amogh Rai, Executive Director of Sanrachna. The duration of this sanction is 3 Months from the date of approval.

Please mention the **Grant Code (I/SNA/MS/21)** in all communications and transactions related to this allocation. The Sanrachna budget can be charged up to Rs. 1,00,000/- under this sanction. We also request you to share the financial utilization details, and the progress reports every month. The information can be updated in the attached format.

With Best Regard

Authorized Signatory

Sanrachna Foundation

Enclosures: As above

Registrar
SGT University
Budhera, Gurugram

संरचना

Registered Office: 29F, Ansari Market,
Daryaganj, New Delhi.
Branch Office: Room 405, C- Wing The Janpath,
New Delhi
Phone No. 9911936766, 0124-2278183,84,85

Ref. No. I/SNA/PM/21

Date: 15/06/2021

Dr. Poonam Kumar Saidha
Faculty of Medicine & Health Science,
Shree Guru Gobind Singh Tricentenary University,
Badli-Gurugram Road, Budhera,
Haryana - 122505

Subject: Approval of Research Project Titled "Association of serum levels of zinc, iron, and ferritin with mucormycosis associated with COVID-19 patients in Gurugram region – An exploratory case-control study".

Dear Dr. Poonam Kumar Saidha,

We are happy to inform you that your request for extramural research funding of Rs. 2,25,000/- for the project "Association of serum levels of zinc, iron, and ferritin with mucormycosis associated with COVID-19 patients in Gurugram region – An exploratory case-control study" has been approved by Sh. Amogh Rai, Executive Director of Sanrachana. The duration of this sanction is **2 Months** from the date of approval.

Please mention the **Grant Code (I/SNA/PM/21)** in all communications and transactions related to this allocation. The Sanrachana budget can be charged up to **Rs. 2,25,000/-** under this sanction. We also request you to share the financial utilization details, and the progress reports every month. The information can be updated in the attached format.

With Best Regard

Authorized Signatory

Sanrachna Foundation

Enclosures: As above

Registrar
SGT University
Budhera, Gurugram



**Study proposal for support with
DMG materials**

Dear Investigator,

Thank you for your interest in our products. DMG stands for high quality, innovation and scientific development in the field of dentistry.

We would gladly support interesting research projects and studies through material support and sharing of scientific knowledge. To ensure that we maximise the offer of support, we kindly ask you to provide us with a short project proposal (including description of the experiments, experimental groups, sample number, methods).

If you have any questions or need for assistance, please do not hesitate to contact Dr. Nadine Wittkopf (study request coordinator).

With best regards from DMG
Nadine Wittkopf

Dr. Nadine Wittkopf
Clinical Research
DMG Dental-Material Gesellschaft mbH
Fon: +49 (0) 40 84006-224
Mailto: nwittkopf@dmg-dental.com

Study proposal

Investigator	
Name	Please enter your name. DR. POORVI SAXENA
Business address	Please enter your business address. If the delivery address is different, please additionally enter the delivery address. Business address: SGT University, Chandu-Budhera, Gurugram-Badli Road, Gurugram(Haryana), 122505 Delivery address: B-203 lovely home apt, plot 5 sector 5, dwarka, New Delhi, 110075.
E-mail address	Please enter your e-mail address. poorvi.saxena1209@gmail.com

Basic study information	
Title of the study	Please enter the title of your study. To evaluate the clinical efficacy of resin infiltration technique alone or in combination with micro abrasion or in-office bleaching in discoloured teeth with mild to moderate fluorosis
Aim of the study	Please specify the aim of your study. 1) To evaluate the clinical efficacy of resin infiltration technique alone or in combination with micro abrasion and in-office bleaching in adults with mild to moderate fluorosis stains on permanent maxillary anterior teeth at the end of one month 2) To determine if fluorosed area of teeth can be successfully treated with resin infiltration alone or in combination with micro abrasion and bleaching.
Type of the study	in-vivo/clinical


Registrar
SGT University
Budhera, Gurugram

	If "other" was chosen as type of study, please specify:
Background	<p>Please give a short overview of the scientific background of the study.</p> <ul style="list-style-type: none"> • Patients recruited for Gurgaon and Jhajjar Districts which are fluoride endemic areas. Age of the subjects will be more than 18 years. • Only the non-pitted fluorosis opacities shall be included for this purpose, opacities in anterior teeth shall be classified according to Russell's criteria for differentiating fluoride and non- fluoride opacities. • Subjects classified /Teeth classified with Dental fluorosis score 2 and 3 according to Dean's classification of dental fluorosis 1942
Study endpoints	<p>Please state the endpoints of the study. Three calibrated and blind examiners will compare the pre treatment and post treatment images using the VAS scale.</p> <ol style="list-style-type: none"> 1. Improvement in appearance 2. Changes in brown stains or Changes in opaque white areas 3. Requirements for further treatments <p>And the data will be analyzed using statistical parameters.</p>

Detailed study information	
Study groups	<p>Please specify intervention groups and control groups.</p> <p>GROUP 1: Mild (score 2)</p> <p>Subgroup A: Resin infiltration (n=5 patients)</p> <p>Subgroup B: Micro abrasion followed by resin infiltration (n=5 patients)</p> <p>Subgroup C: Micro abrasion and bleaching followed by resin infiltration after 2 weeks (n=5 patients)</p> <p>GROUP 2: Moderate (score 3)</p>

Registrar
SGT University
Budhera, Gurugram

	<p>Subgroup A: Resin infiltration(n=5 patients)</p> <p>Subgroup B: Micro abrasion followed by resin infiltration(n=5 patients)</p> <p>Subgroup C: Micro abrasion and bleaching followed by resin infiltration after 2 weeks(n=5 patients)</p>
Sample size	<p>Please enter sample size per group, overall sample size and how sample size was calculated.</p> <p>30 patients</p>
Requested material	<p>If the amount of required material is known, please state the amount here; if the required amount is unknown, we will assist you with calculation.</p> <p>Amount unknown</p>
Methods/Intervention	<p>Please give a short description of the methods used and/or interventions planned.</p> <p><u>METHODOLOGY:</u></p> <p>Beginning January 2018, patients with good to moderate oral hygiene, referred to the Department of Conservative Dentistry and Endodontics at the SGT Dental College and Research Institute, Gurugram, Haryana, India, would be recruited to the study. Consent form will be taken from the patients after detailed explanation of the procedure. After complete dental examination, oral prophylaxis would be done.</p> <p>A total of 30 patients with non-pitted fluorosis stains on maxillary anterior will be included and classified as mild(n=15) and moderate(n=15). Each grade is subdivided into three groups as Group A, Group B and Group C. All three treatment procedures will be performed under rubber dam isolation.</p> <p>Enamel micro abrasion will be performed with opalustre kit from Ultradent according to manufacturer's instructions. Similarly pola office bleaching from SDI and Icon infiltrant from DMG Germany will be used according to manufacturer's instructions. In cases of sensitivity, at the end of procedure, topical desensitizing agent will be prescribed to the patients.</p> <p>HP VAS scale: An HP VAS with a 170-mm line marked with various terms describing the improvement will be used. The scale will be divided into 4 categories: "no improvement"</p>

	<p>corresponded to 0 mm, "slight" corresponded to 0-54 mm, "moderate" corresponded to 55-114 mm, and "good improvement" corresponded to greater than 114 mm. The millimeter marks will be removed from the scale, before asking the patients to rate their results.</p> <p>After the treatment, the results will be analysed on a Heft-Parker visual analog scale (HP VAS) based on:</p> <ol style="list-style-type: none"> 1. Tooth sensitivity or Gingival problems 2. Improvement in discolouration <p>Photographs will be taken using a digital camera at the same distance in a room under controlled lighting conditions both before and 24 hour after final treatment, and at one month.</p> <p>Three calibrated and blind examiners who did not perform the procedure will compare the pre treatment and post treatment images of various experimental groups using the above mentioned VAS scale.</p> <ol style="list-style-type: none"> 1. Improvement in appearance 2. Changes in brown stains or Changes in opaque white areas 3. Requirements for further treatments <p>And the data will be analyzed using statistical parameters.</p>
<p>Statistical analysis</p>	<p>Please describe how statistical analysis will be conducted. VISUAL ANALOG SCALE:</p> <p>NO IMPROVEMENT</p> <p>GOOD</p> <p>0 SLIGHT 54 MODERATE 114 170</p> 
<p>Timeframe</p>	<p>Please enter anticipated start of the study and anticipated end of the study.</p> <p>January 2018 to April 2018</p>

References	You can enter references for the study proposal here. http://www.jisppd.com/article.asp?issn=0970-4388;year=2014;volume=32;issue=2;spage=176;epage=180;aulast=Gugnani
Comments	Here is some space for additional comments or information. This study will be conducted In SGT UNIVERTSITY Gurugram Haryana, INDIA, which is situated in a fluorosis endemic area.

21/12/2017


Registrar
SGT University
Budhera, Gurugram

(ORIGINAL FOR RECIPIENT)

Buyer

Invoice No.	e-Way Bill No.	Dated
0829	3810 2154 8992	11-Jun-2018
Delivery Note	Mode/Terms of Payment	
Supplier's Ref.	Other Reference(s)	
Buyer's Order No.	Dated	
Despatch Document No.	Delivery Note Date	
Despatched through	Destination	
Terms of Delivery		

Amount Chargeable (in words)	Total	13.00 PKS	2,36,118.00 ₹
Two Lakh Thirty Six Thousand One Hundred Eighteen Indian Rupees			E. & O.E.

Tax Amount (in words) : Twenty Five Thousand Two Hundred Ninety Eight Indian Rupees and Thirty Two paise Only		Total	2,10,819.31		25,298.32	25,298.32
--	--	-------	-------------	--	-----------	-----------

Company's Bank Details
Bank Name : YES BANK LTD
A/c No. : 006184600000022
Branch & IFS Code: E-31,SAKET,NEW DELHI -110017, YESB0000081
for DENTAL AVENUE INDIA PVT LTD

Registrar
SGT University
Budhera, Gurugram